

# Office Safety

## Slideshow Sample

# In this Slideshow for Office Safety, we consider...

Workstation  
Ergonomics



Office  
Housekeeping




Manual  
Handling



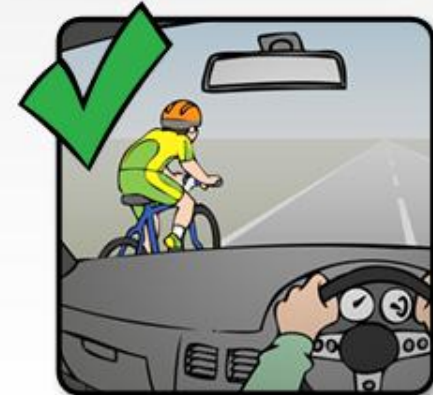
Slip & Trip  
Hazards



Street  
Safety



Cycling  
to Work



In this sample we look at the chapter on Slip and Trip Hazards within and around office environments

These include:

- Stairs
- Slippery surfaces
- Changes of grade  
and others!



©Experteyes

***Wear suitable footwear in the office:***

- Slip resistant soles
- Close comfortable fit



©Experteyes

***Wear suitable footwear in the office:***

- Slip resistant soles
- Close comfortable fit



©Experteyes

***Protect Yourself – Use Handrails!***

- When using ramps



©Experteyes

***Protect Yourself – Use Handrails!***

- When using ramps
- When using stairs



©Experteyes

### ***Protect Yourself – Use Handrails!***

- When using ramps
- When using stairs
- Keep one hand free to hold handrails



SAMPLE SAMPLE

SAMPLE SAMPLE

©Experteyes

***Always use handrails, make it a habit!***

- Keep one hand free to hold the handrail
- Hold the handrail



SAMPLE SAMPLE

©Experteyes

***Always use handrails, make it a habit!***


- Keep one hand free to hold the handrail
- Hold the handrail



©Experteyes

***Be aware of trip hazards, eg:***

- Edges of paths
- Uneven ground and rocks



©Experteyes

***Be aware of trip hazards, eg:***

- Edges of paths
- Uneven ground and rocks

***Check for trip hazards and choose a safe path!***



SAMPLE SAMPLE

SAMPLE SAMPLE

©Experteyes

***Tiled areas can be slippery:***

- Watch for wet tiles



©Experteyes

***Tiled areas can be slippery:***

- Watch for wet tiles



©Experteyes

***Tiled areas can be slippery:***

- Watch for wet tiles
- Walk, don't run



©Experteyes

***Tiled areas can be slippery:***

- Watch for wet tiles
- Walk, don't run

***Take extra care on rainy days!***



©Experteyes

### ***Warn of slippery areas!***

- Use signs and barriers as appropriate
- Keep polished floors dry



©Experteyes

***Warn of slippery areas!***

- Use signs and barriers as appropriate
- Keep polished floors dry