

Driving Safety

Slideshow Sample

In this slideshow on Driving, we consider:

Planning the Drive



Driving Basics



City and Town Driving



Country and Remote Area Driving



In this sample we look at the chapter on planning a drive.

We consider:

- Whether we have to do the drive at all
- We ascertain the road conditions in advance of the drive
- We choose an appropriate vehicle
- And we make sure the appropriate people know our travel plan and estimated time of arrival



©Experteyes

Planning your Drive:

- Is the drive necessary?



©Experteyes

Planning your Drive:


- Is the drive necessary?
- Can Video conferencing be used instead?
- Can you fly, or fly part way and have a shorter drive?



©Experteyes

Planning your Drive:

- Is the drive necessary?
- Can Video conferencing be used instead?
- Can you fly, or fly part way and have a shorter drive?



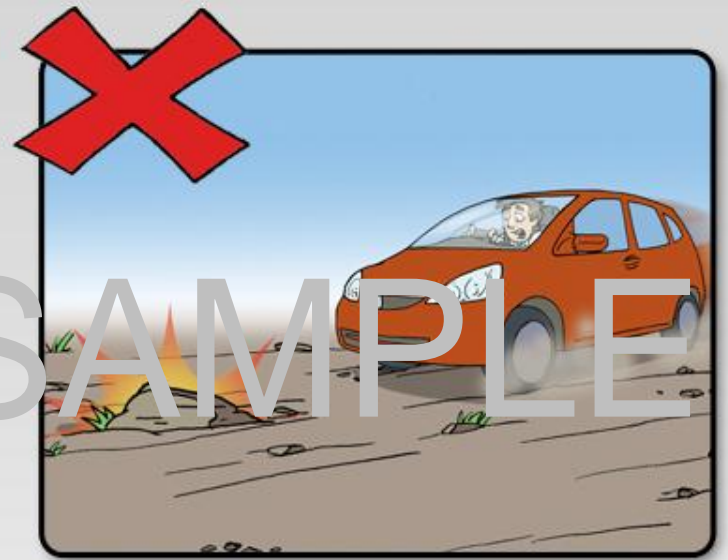

SAMPLE SAMPLE

SAMPLE SAMPLE

©Experteyes

Determine the road conditions in advance of your drive:

- Has there been rain? Are washouts and pot holes likely?



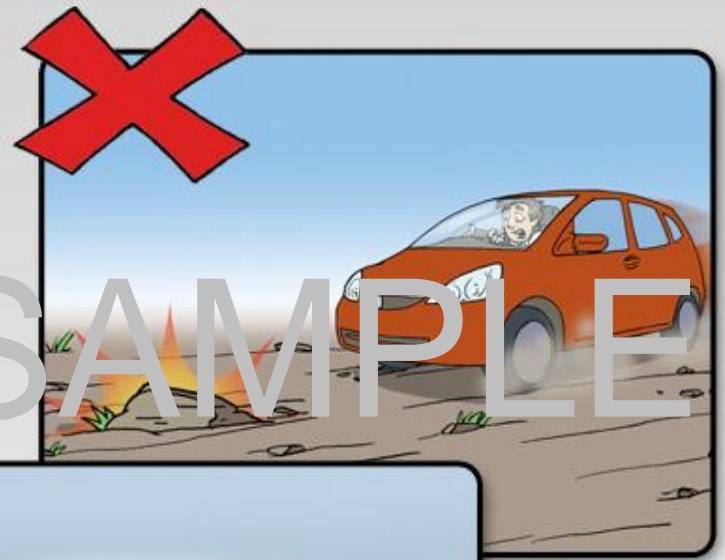

SAMPLE SAMPLE

SAMPLE SAMPLE

©Experteyes

Determine the road conditions in advance of your drive:


- Has there been rain? Are washouts and pot holes likely?
- Will you be driving on rough, unsealed roads?



©Experteyes

Determine the road conditions in advance of your drive:

- Has there been rain? Are washouts and pot holes likely?
- Will you be driving on rough, unsealed roads?
- Will there be specific hazardous conditions, eg black ice?




SAMPLE SAMPLE

SAMPLE SAMPLE



©Experteyes

Choose an appropriate vehicle for the conditions, eg:

- For unsealed roads



SAMPLE SAMPLE

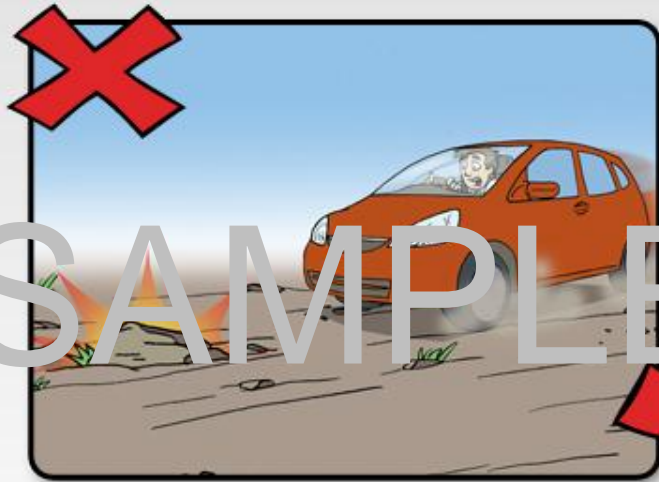



SAMPLE SAMPLE

©Experteyes

Choose an appropriate vehicle for the conditions, eg:


- For unsealed roads



©Experteyes

Choose an appropriate vehicle for the conditions, eg:



- For unsealed roads
- For wildlife hazards



©Experteyes

Choose an appropriate vehicle for the conditions, eg:


- For wet and boggy roads



©Experteyes

Choose an appropriate vehicle for the conditions, eg:


- For wet and boggy roads



©Experteyes

Inform others of your travel plans:

- Do not travel alone in remote areas



©Experteyes

Inform others of your travel plans:

- Do not travel alone in remote areas
- Call in at agreed destinations and at agreed times